




**TIPTONE
AUDIO
DEVICES**

**LA-62 FET LEVELING AMPLIFIER
OPERATOR'S GUIDE**



COPYRIGHT 2025 BY TIPTONE AUDIO DEVICES, LLC
WWW.TIPTONEAUDIO.COM
SUPPORT@TIPTONEAUDIO.COM

**THIS DEVICE COMPLIES WITH PART 15 OF THE FCC RULES.
OPERATION IS SUBJECT TO THE FOLLOWING TWO CONDITIONS: (1)
THIS DEVICE MAY NOT CAUSE HARMFUL INTERFERENCE, AND (2)
THIS DEVICE MUST ACCEPT ANY INTERFERENCE RECEIVED, INCLUDING
INTERFERENCE THAT MAY CAUSE UNDESIRED OPERATION.**



GENERAL

The **LA-62** is a limiter/distortion effect inspired by a revered PA limiter of the 1960s. Through meticulous engineering, we've incorporated enhancements to augment its versatility while faithfully preserving the distinctive gritty character of the original circuitry. It seamlessly integrates into various setups, performing adeptly whether deployed in the studio as a line-level device, or integrated into an instrument-level pedalboard.

SPECIFICATIONS

POWER SUPPLY	9VDC center negative
CURRENT DRAW	75mA
INPUT IMPEDANCE	1 M Ω
OUTPUT IMPEDANCE	<200 Ω
FREQUENCY RESPONSE	20Hz-20kHz
ATTACK TIME	<1 millisecond
RELEASE TIME	200 milliseconds
GAIN	50 dB (approx.)



The
"LOC-BOX"

SETUP

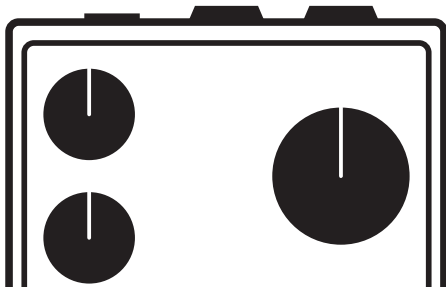
POWER : 9VDC ⊕ ⊖

The **LA-62** requires a 9VDC center-negative power supply with at least 100mA of current. Internally, the voltage is boosted to $\pm 15V$, which provides ample headroom for line-level signals.

INPUT/OUTPUT

The unit is equipped with two TRS 1/4" jacks. The effect is mono and unbalanced. However, the unit will pass balanced signals in bypass mode if TRS cables are used.

*BALANCED
BYPASS*



CONTROLS

DRIVE

Increases gain fed into the last transistor stage of the limiter, resulting in distortion effects ranging from soft clipping to hard transistor saturation.

FILTER

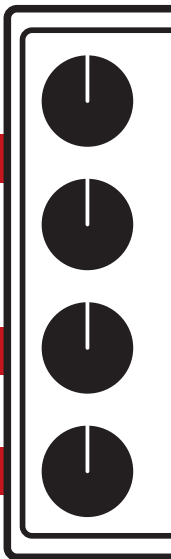
A variable two-pole low-pass filter located after the limiter/drive circuit. The dial controls the cutoff frequency ranging from **20kHz to 200Hz**.

OUTPUT LEVEL

Controls the output level of the effected signal.


CLEAN LEVEL

Controls the level of clean unaffected signal, which is summed with the effected signal. **It is independent of the OUTPUT control.**

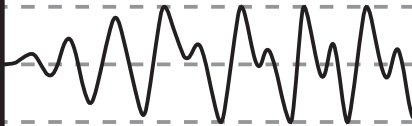


CONTROLS

INPUT LEVEL



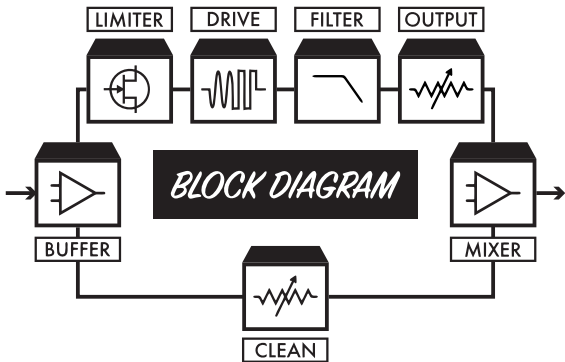
Controls the signal level going into the limiter. Due to the brick-wall limiting action, once the input signal reaches a certain level, the limiter holds the output level constant. As such, **INPUT LEVEL** can be used to control the amount of limiting effect. **More input level, more limiting!**



BYPASS

Relay-controlled true bypass with a soft-touch switch. The LED is illuminated when the effect is engaged.

OPERATION



Explore the use of the **LA-62** on any source: guitars, drums, keyboards, vocals, and more! Use it whenever you need to give something...

**INSTANT
ATTITUDE!**

